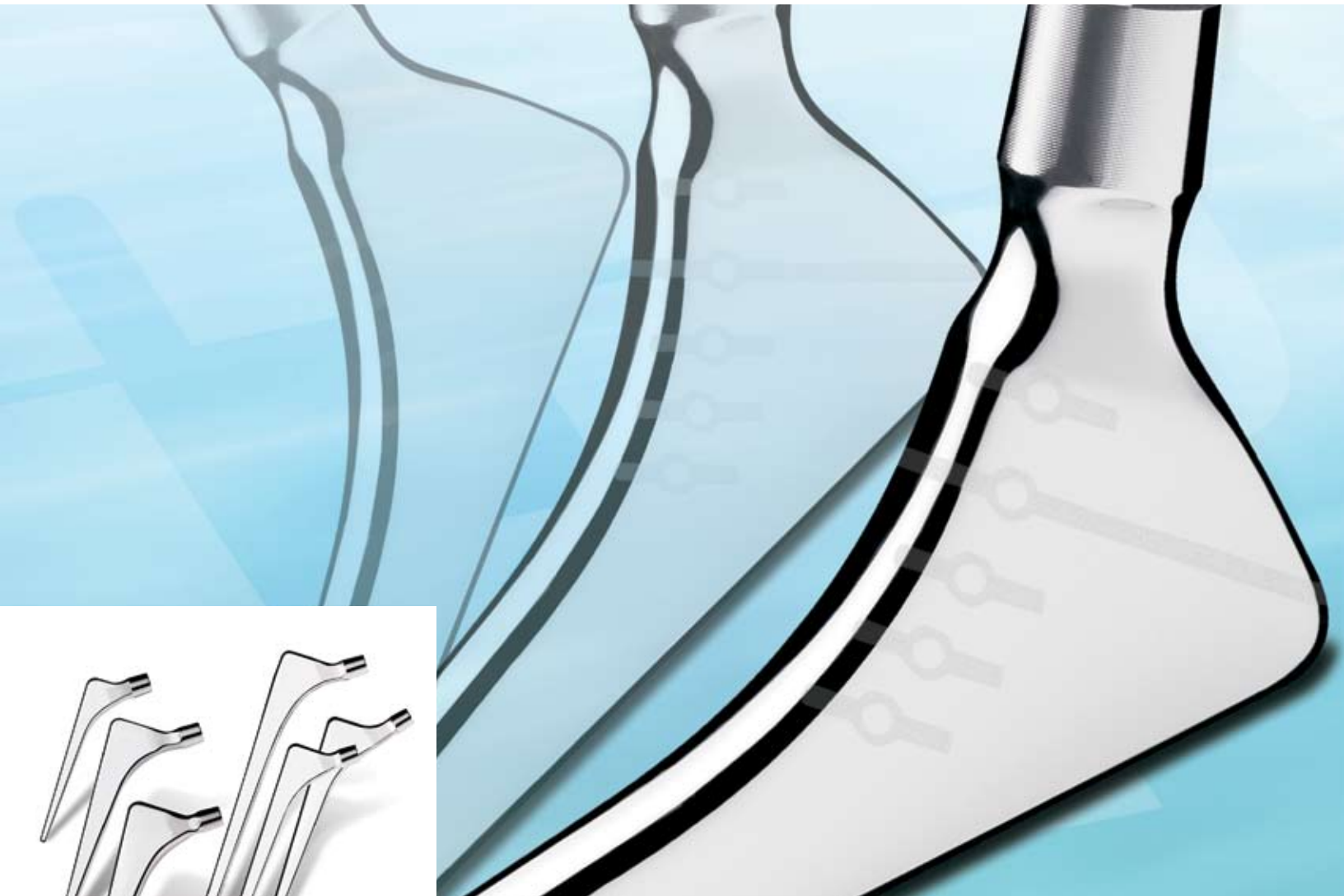




CPT® 12/14 Hip System



The proven, simple solution

Primary CPT Hip

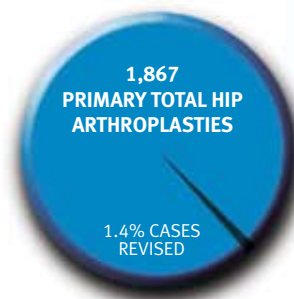
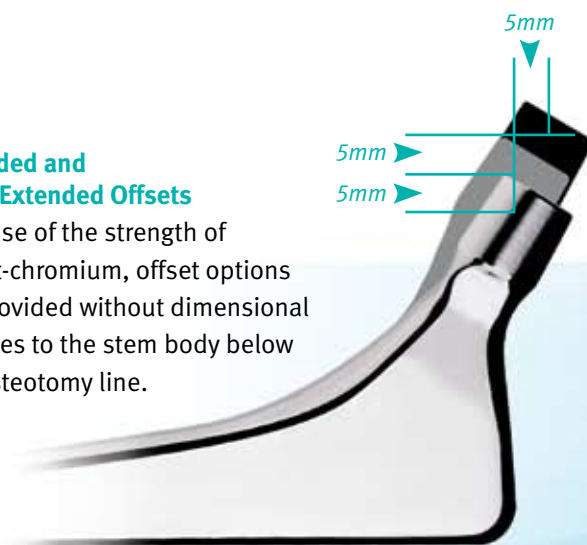
The proven, simple solution

The collarless, polished, double-taper design concept used in the *CPT 12/14 Hip System* has proven itself clinically in more than 25 years of use.¹ This distinctive design philosophy is based on the use of natural compressive forces to help ensure that the implant is firmly seated and wedged within the cement mantle.

The *CPT System*, in cobalt-chromium^{2,3} and stainless steel,^{4,5*} has achieved long-term clinical success since its introduction in the early 1990s. While retaining its original geometry below the osteotomy line, the *CPT System* has an expanded portfolio to offer more sizing and offset options.

Extended and Extra-Extended Offsets

Because of the strength of cobalt-chromium, offset options are provided without dimensional changes to the stem body below the osteotomy line.



In a multicenter clinical study conducted in the U.K. with stainless steel* prostheses, the revision rate for 1,867 *CPT Hip* arthroplasties performed by 31 surgeons was 1.4% at 7 years. The most common reason for revision was recurrent dislocation. This ongoing study demonstrates good to excellent midterm results with the *CPT Stem*.⁴

* Not available for commercial distribution in the U.S.A.



Increased Range of Motion

Reduced neck geometry, larger head sizes, and corresponding *Longevity*[®] Highly Crosslinked Polyethylene Liners provide enhanced range of motion and joint stability.



Single rasp per size

Allows the surgeon to make intraoperative stem offset changes without re-rasping.

Cobalt-Chromium Alloy

Due to its high fatigue strength, allows extended and extra-extended offsets without changing the body size. Clinical experience with cobalt-chromium *CPT* Stems spans 10 years.

12/14 Neck Taper

Accommodates a complete selection of femoral heads with head center options of -3.5mm, 0mm, +3.5mm, +7.0mm, and +10.5mm.

Reduced neck geometry

Allows an optimized range of motion.

Highly Polished Surface

Designed to work in conjunction with the taper geometry to enhance stem stability.

Stable Fixation

X-ray films show evidence of stable fixation of the *CPT* Stem in the cement mantle.



Distal Centralizer

The PMMA distal centralizers help ensure central positioning and provide a space for the stem to subside without point loading on the distal cement mantle.

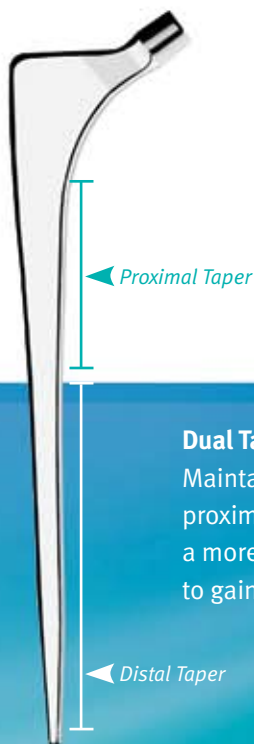


Revision CPT Hip

The proven, simple solution

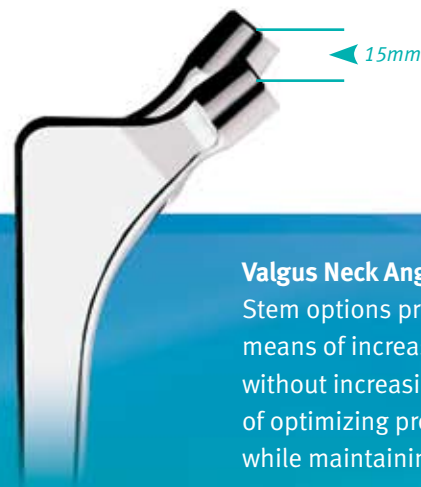
TOTAL
REVISION
ABILITY

Following the same successful design criteria, the *CPT* 12/14 Hip System also offers long stem components in seven sizes, including valgus neck options for revision applications. The natural compressive forces that help lock the stem into the femoral canal also facilitate the impaction of allograft into bone defects, making the *CPT* Revision Stems ideal for both cemented revision and impaction grafting indications.



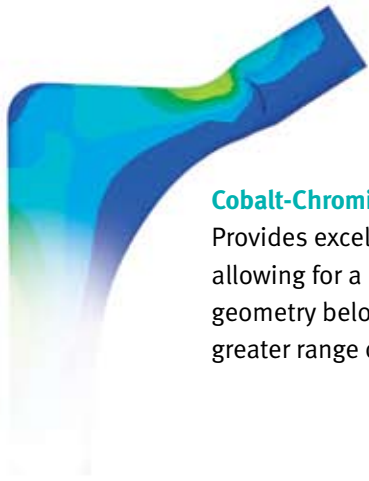
Dual Taper Design

Maintains the proven *CPT* taper proximally and transitions to a more gradual taper distally to gain stem length.




Valgus Neck Angle of 145°

Stem options provide an additional means of increasing leg length without increasing offset or a means of optimizing proximal bone support while maintaining leg length.



Cobalt-Chromium Alloy

Provides excellent fatigue strength, allowing for a reduced neck geometry below the taper to provide greater range of motion.



Highly Polished Surface

Designed to work in conjunction with the taper geometry to enhance stem stability.

12/14 Neck Taper

Accommodates a complete selection of femoral heads with head center options.



Modular Tamps

The modular tamping system is designed to simplify the impaction grafting technique by allowing for focus first on distal packing and then proximal reconstruction.



Distal Centralizer

The PMMA distal centralizer helps ensure central positioning and provide a space for the stem to subside without point loading on the distal cement mantle.

Impaction Grafting

The natural compressing forces that help lock the stem into the femoral canal also facilitate the impaction of allograft into bone defects. The *CPT 12/14* System includes modular impaction grafting instruments designed to simplify the technique and provide excellent clinical results.

Primary Stems

Size	Standard Offset	Extended Offset	Extra-extended Offset
Size 1, 130mm	X	X	
Size 2, 130mm	X	X	X
Size 3, 130mm	X	X	X
Size 4, 130mm	X	X	X
Size 5, 130mm	X	X	X

Revision Stems

Size	Standard Offset	Extended Offset
Size 2, 180mm	X	
Size 2, 180mm Valgus Neck	X	
Size 3, 180mm		X
Size 3, 180mm Valgus Neck	X	
Size 4, 200mm		X
Size 4, 230mm		X
Size 4, 260mm		X

Range of Sizes

The *CPT 12/14* Impaction Grafting instruments are compatible with multiple sizes to allow for precise component sizing to meet individual patient needs.

Modular Tamps

The modular tamping system is designed to simplify the impaction grafting technique by allowing for focus first on distal packing and then proximal reconstruction.



Trial Reduction Ready Tamps

Simplifies the technique and reduces steps of the technique by allowing the trial reduction to be conducted directly off of the tamps.



Cannulated Packers and Tamps

The cannulation helps to ensure proper component position centralizing the neomedullary canal in the femur and maintaining this position through the impaction grafting technique.



Depth Indicator Lines

The etched depth indicator lines help ensure that the appropriate amount of graft is in place to meet the needs of each individual case.



Product Data

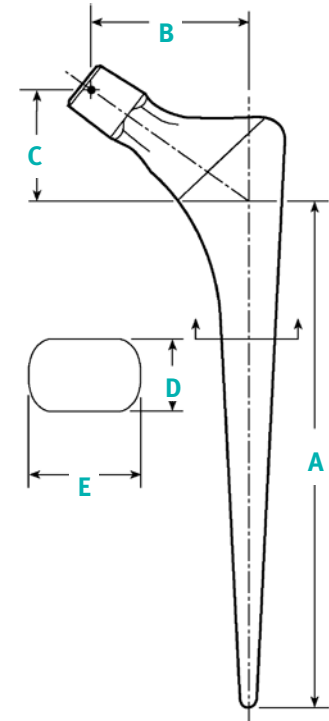
CPT 12/14 Hip Prosthesis

Prod. No.	Stem Size	A Stem Length (mm)	B Offset (mm) When Head/Neck Component Selected Is:				C Neck Length (mm) When Head/ Neck Component Selected Is:				D A/P Width	E M/L Width		
			-3.5	0	+3.5	+7	+10.5	-3.5	0	+3.5			+7	+10.5
Standard Offset														
00-8114-000-00	0-STD	105	29	32	35	37	40	24	26	28	30	32	7.5	9.0
00-8114-001-00	1-STD	130	31	34	37	39	42	24	26	28	30	32	9.0	10.5
00-8114-002-00	2-STD	130	33	36	38	41	44	24	26	28	30	32	9.0	13.0
00-8114-003-00	3-STD	130	35	37	40	43	46	24	26	28	30	32	9.0	15.5
00-8114-004-00	4-STD	130	35	38	41	44	46	24	26	28	30	32	10.0	17.5
00-8114-005-00	5-STD	130	37	40	43	45	48	24	26	28	30	32	10.0	20.0
Extended Offset														
00-8114-000-10	0-EXT	105	34	37	40	42	45	24	26	28	30	32	7.5	9.0
00-8114-001-10	1-EXT	130	36	39	42	44	47	24	26	28	30	32	9.0	10.5
00-8114-002-10	2-EXT	130	38	41	43	46	49	24	26	28	30	32	9.0	13.0
00-8114-003-10	3-EXT	130	40	42	45	48	51	24	26	28	30	32	9.0	15.5
00-8114-004-10	4-EXT	130	40	43	46	48	51	24	26	28	30	32	10.0	17.5
00-8114-005-10	5-EXT	130	42	45	47	50	53	24	26	28	30	32	10.0	20.0
Extra Extended Offset														
00-8114-002-30	2-XEXT	130	43	46	48	51	54	29	31	33	35	37	9.0	13.0
00-8114-003-30	3-XEXT	130	45	47	50	53	56	29	31	33	35	37	9.0	15.5
00-8114-004-30	4-XEXT	130	45	48	51	53	56	29	31	33	35	37	10.0	17.5
00-8114-005-30	5-XEXT	130	47	50	52	55	58	29	31	33	35	37	10.0	20.0
Small														
00-8114-040-00	XSmall	85	25	28	31	34	37	21	23	25	27	29	7.0	8.0
00-8114-050-00	Small	95	27	30	33	36	39	22	24	26	28	30	7.5	9.0
Revision - Long														
00-8114-002-18	2, 180mm	180	33	36	38	41	44	24	26	28	30	32	9.5	13.0
00-8114-012-18	2, 180mm VN	180	33	36	38	41	44	39	41	43	45	47	9.5	13.0
00-8114-003-18	3, 180mm	180	40	42	45	48	51	24	26	28	30	32	9.5	16.0
00-8114-013-18	3, 180mm VN	180	40	42	45	48	51	39	41	43	45	47	9.5	16.0
00-8114-004-20	4, 200mm	200	40	42	46	49	51	24	26	28	30	32	11.0	16.0
00-8114-004-23	4, 230mm	230	40	42	46	49	51	24	26	28	30	32	11.0	16.0
00-8114-004-26	4, 260mm	260	40	42	46	49	51	24	26	28	30	32	11.0	16.0

CPT Instrument Sets*

Prod. No.	Description
00-8334-000-01	CPT Extra Small-Size 3 Instrument Set
00-8334-000-02	CPT Primary Instrument Set
00-8334-000-03	CPT Revision Supplementary Instrument set
00-8334-000-04	CPT Impaction Grafting Instrument Set
00-8334-000-05	CPT Extra Small/Small Supplementary Instrument set

* For a complete description of instrument sets, refer to the CPT 12/14 Hip System Surgical Techniques.



1. Malchau et al. Prognosis of total hip replacement: update and validation of results from the Swedish National Hip Arthroplasty Registry 1979-1998. Scientific Exhibition: 67th Annual Meeting of the American Academy of Orthopaedic Surgeons; March 15-19, 2000; Orlando, FL, USA.
2. Weidenhielm LRA, Mikhail WEM, Nelissen RGHH, Bauer TW. Cemented collarless (Exeter-CPT) versus cementless collarless (PCA) femoral components: a 2- to 14-year follow-up evaluation. *J Arthroplasty*. October 1995;10(5):592-597.
3. Yates P, Gobel D, Bannister GI. Collarless polished tapered stem: clinical and radiological follow-up over 5 years. *J Arthroplasty*. February 2002;17(2):189-195.
4. Yates P, Gobel D, Bannister GI. Collarless polished tapered stem: clinical and radiological follow-up over 5 years. *J Arthroplasty*. February 2002;17(2):189-195.
5. Data on file at Zimmer.
6. Weidenhielm LRA, Mikhail WEM, Nelissen RGHH, Bauer TW. Surgical Technique and Early Results in Revision of a Total Hip Arthroplasty with a Cemented, Collarless, Tapered, Polished Stem, and Contained Morselized Allograft.



Contact your Zimmer representative or visit us at www.zimmer.com